

Imagine This!

Visit your dentist in the morning, have the "Mini-Implant System" placed in less than two hours, then go out and enjoy your favorite lunch. Eat comfortably, have a pleasant conversation, laugh and talk with confidence. Your denture feels secure and is being held firmly in place.

...and all of this at an extremely affordable price.

Sounds too good to be true, but it is true.

*It's a
"Small Wonder"*

How does MDI Technology Broaden My Options?

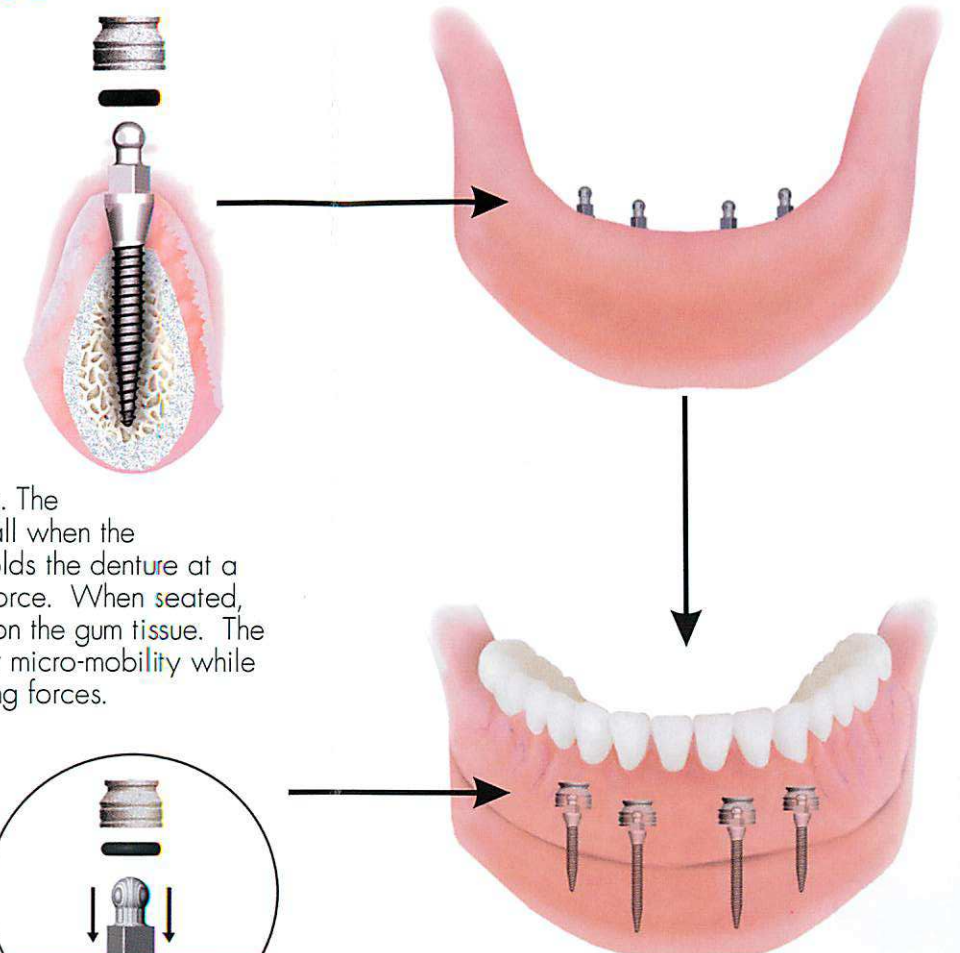
Dental implant therapy has been one of the most significant advances in dentistry in the past 25 years. Tens of thousands of grateful patients bear witness to the benefits derived from the opportunity to obtain a replacement for lost teeth that restores their smiles and confidence. Several different types of implants and restorations are available. The choice depends on the amount of bone available, the patient's general health and restoration preference.



The computer and medical worlds are both working hard to develop small and smaller components. In similar fashion, a smaller version of the dental implant has been successfully utilized in selected cases. These mini implants (1.8mm diameter) enable your dentist to broaden the spectrum of patients that can be treated. The **Sendax MDI System** was developed in order to provide greater denture stability for those patients who cannot withstand the rigors of conventional implant surgery, do not have enough bone to allow for full-sized implants to be placed, or are in on-going therapy from one prosthetic system to another.

What Are MDI Implants?

The MDI System consists of a miniature titanium implant that acts like the root of your tooth and a retaining fixture that is incorporated into the base of your denture. The head of the implant is shaped like a ball, and the retaining fixture acts like a socket that contains a rubber O-ring. The O-ring snaps over the ball when the denture is seated and holds the denture at a predetermined level of force. When seated, the denture gently rests on the gum tissue. The implant fixtures allow for micro-mobility while withstanding natural lifting forces.



How Are MDI Implants Placed?

Placement of the implants is accomplished quickly and easily in a process performed in the dentist's office, with local anesthesia or light sedation to help make you more comfortable. Using a precise, controlled, minimally invasive surgical technique, **MDI Implants** are placed into the jawbone. The heads of the implants protrude from the gum tissue and provide a strong, solid foundation for securing your dentures. It is a one-step procedure that involves minimally invasive surgery, no sutures nor the typical months of healing.

Long-Term
Mini Dental Implant

I M T E C
MDI
S E N D A X

A Scientific Breakthrough in Denture Stabilization

IMTEC
MDI

Compliments of
ADVANCED COSMETIC DENTISTRY
DR. MALEK ESRAWI

*We Cater
to Cowards*

Creating radiant natural looking smiles with the
latest innovations in Appearance Dentistry.

508-771-4044

What Will My First Day Be Like?

Leave the denture in place until your doctor instructs you to remove it. You should not experience any excessive bleeding. There will be some mild discomfort, but this should be minimal and controlled by the pain medication you have been given. If needed, take the pain medication only as directed. The denture should feel secure. You may eat as soon as you wish to, but avoid excessively hard or sticky foods for a period of time recommended by your dentist. Upon removing the denture, rinse your mouth with antiseptic mouthwash and gently clean around each implant fixture with a cotton swab and toothpaste. Use a cotton swab for three days. After that, use your **ACCESS® Toothbrush**. It has been specifically designed to clean your implants and gently stimulate the surrounding gum tissue.


How Do I Place and Remove My Dentures?

The implants and the O-ring fixtures must be clean and free from debris. Grasp the denture with both hands and lightly seat the denture, feeling that the O-rings are resting above the ball head of the implants, then press down firmly and equally on both sides. Make sure that you feel the implant heads easily fitting each O-ring. You will feel the denture snap into place. If you have trouble seating your denture, first make sure that the implants and denture are absolutely clean. Secondly, make sure that you feel the implants resting over each socket. A light touch will give you the best results. Remember to push downward equally on both sides. If you are still experiencing difficulty, see if a spouse or family member can assist you in placing the denture.

To remove the denture, place your thumbs under each side of the lower denture rim and push both sides upward at the same time. The tongue can also assist in this simple removal process. Use normal pressure in an upward motion.

What About Care & Maintenance?

You must brush and clean the ball of the implants as if they were your natural teeth. As with natural teeth, food and bacterial debris (plaque) must be removed after meals. If not removed, the plaque will cause inflammation of the gums and can be forced into the O-ring fixtures, causing improper seating and loss of retention. The O-ring fixtures must also be cleaned out.




The **ACCESS®** Toothbrush has been specifically designed for optimum cleaning of the implant fixtures. Ultrasonic cleaners are ideal for ensuring that the retaining fixtures are kept clean and free from food impaction and debris. Use either mouthwash or a 50-50 peroxide solution in the ultrasonic cleaner. A "Water-Pic" may also be used to rinse out the denture fixtures.

If the denture does not remain firmly in place, call your dentist and inform him/her of your problems.

Your dentist will determine your appropriate recall interval. At that time, the condition of the implant, your gums, and the O-rings will be evaluated and properly maintained.



Having Problems with Your Dentures?



IMTEC
MDI

Unable to eat what you want?

Dentures shift, tilt and wander?

Tired of the taste and feel of messy denture adhesives?

Gums sometimes sore?

Trouble speaking clearly?

Have fear of smiling?

